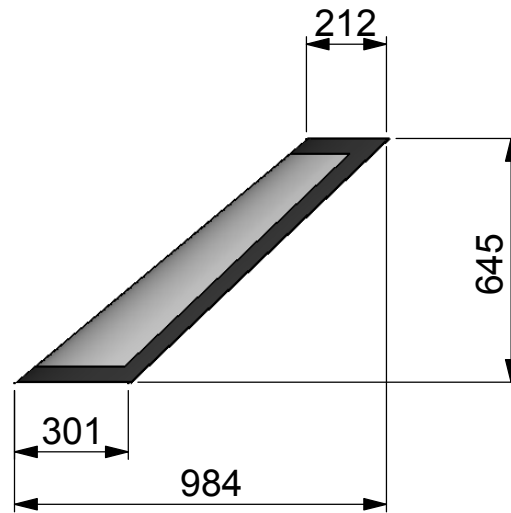
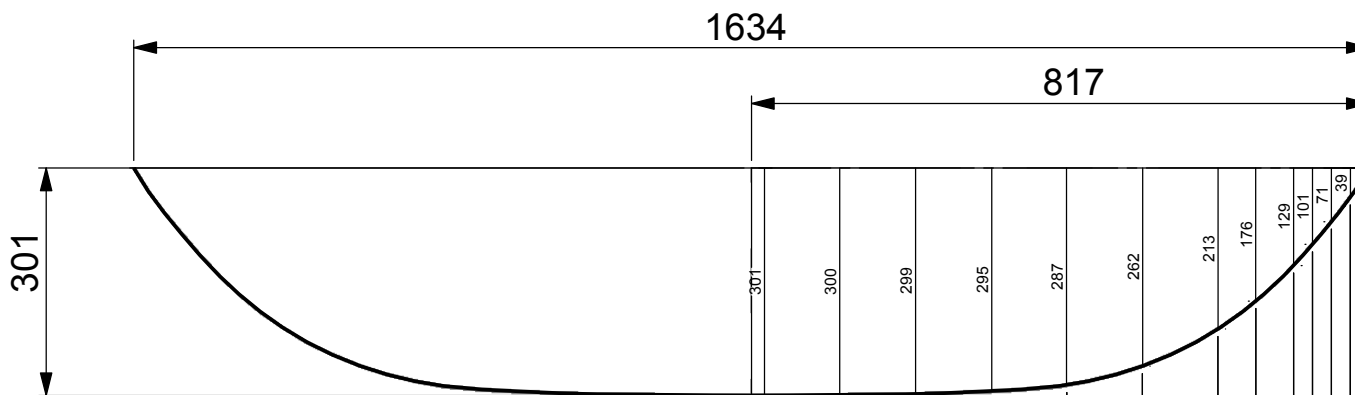



FRONT VIEW



SIDE VIEW



BASE PLAN

100	100	100	100	100	100	100	50	50	25	25	25	25
-----	-----	-----	-----	-----	-----	-----	----	----	----	----	----	----

**SEATHRU**  
 Ltd

20 Taurus Place  
 Bromley, Christchurch  
 New Zealand  
 Phone (03) 381 1149  
 Fax (03) 381 1150  
 Email boatscreens@seathru.co.nz

COPYRIGHT © 2008

TITLE: **STA 01**